

National Deuteration Facility



National Deuteration Facility

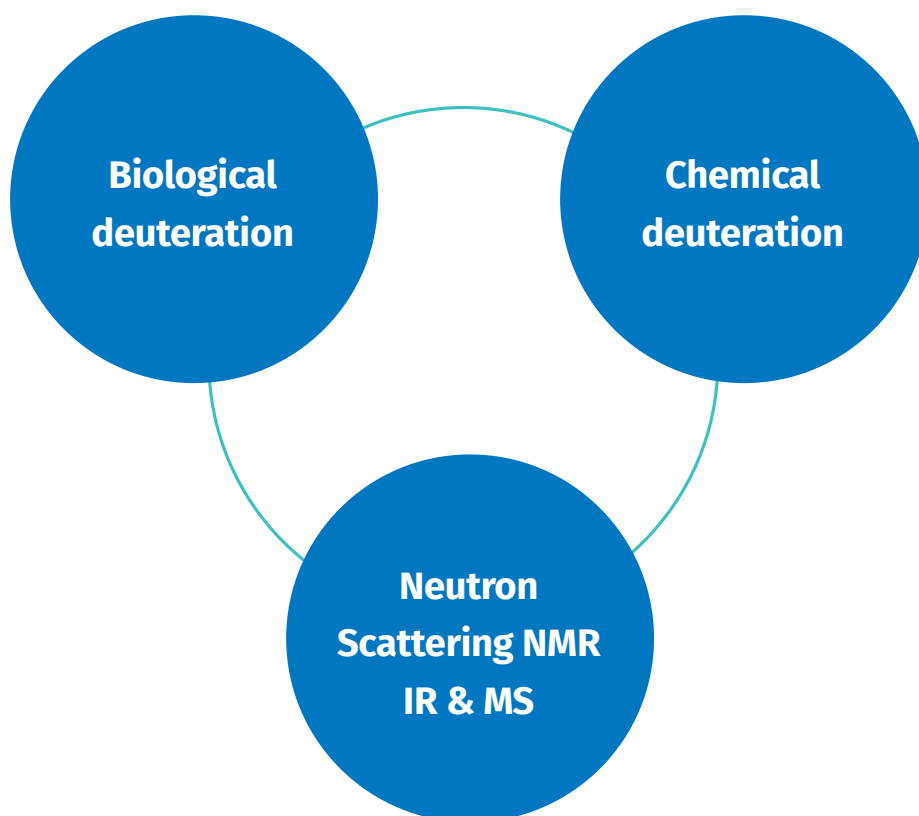
ANSTO's National Deuteration Facility (NDF) offers the facilities, staff and expertise to produce molecules where all or part of the molecular hydrogen is in the form of deuterium (^2H or D).

The facility produces deuterated proteins, biopolymers, nucleic acids and synthesises small organic molecules such as lipids, phospholipids, sugars, surfactants, aliphatic hydrocarbons and aromatic, heterocyclic compounds. Double and triple labelling of proteins with both deuterium and the stable isotopes carbon-13 and/or nitrogen-15, are also available.

The NDF also produces deuterated molecules to enhance the properties of materials used in industry and health.

The NDF offers molecular deuteration using either *in vivo* biodeuteration or chemical deuteration techniques.

A unique facility



Biological deuteration

Biodeuteration involves the growth of microorganisms (commonly *E. coli*) in a heavy water (D_2O) culture medium supplemented with either a deuterated or hydrogenated carbon compound, depending on the level of deuteration required. The biomass is harvested and the deuterated molecule (e.g. protein) is purified and characterised.


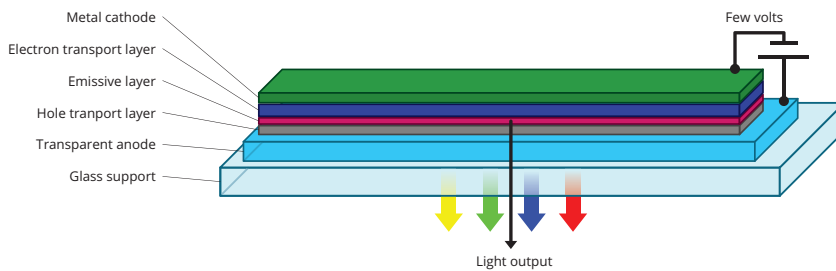
Chemical deuteration

Chemical deuteration involves deuterating whole molecules or building blocks for the synthesis of a desired molecule by exposing them to D_2O at high temperatures and pressures in the presence of a catalyst. If required, compounds can then be synthesised from the deuterated building blocks using organic chemistry techniques.

Case studies

01 The morphology and structure of Organic Light Emitting Diodes (OLED)

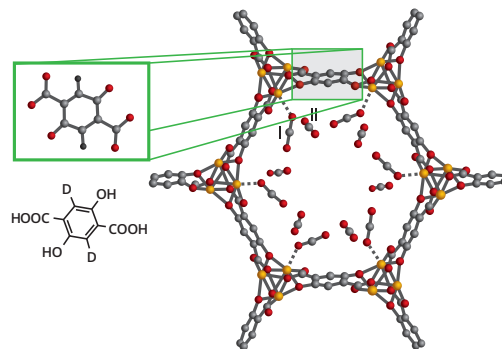
Deuteration of the organic compounds provided the contrast, enabling detection of diffusion between two layers of an OLED when heated, using neutron reflectometry.



Smith et al., 2011. *Adv. Funct. Mater.*, 21, 2225-2231 (journal front cover).

02 Storage in solid Metal-Organic Frameworks (MOF)

Neutron diffraction experiments are used to unveil the site-specific binding properties of CO₂ within MOF materials while systematically varying both the amount of CO₂ and the temperature. A comprehensive study of carbon dioxide adsorption in the metal-organic frameworks M2 (dobdc).



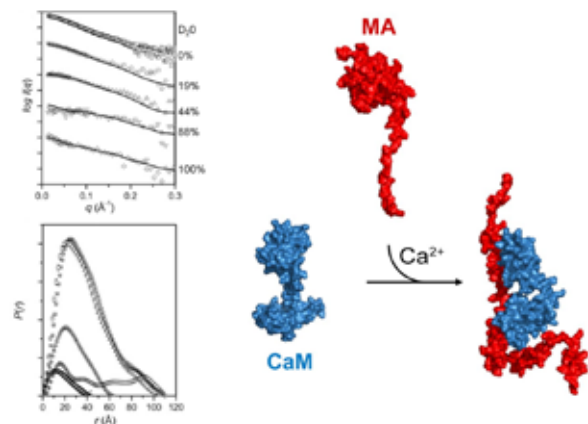
Queen et al., 2014. *Chem. Sci.*, 5, 4569 (journal back cover).

03 Structural characterisation

Structural characterisation of the interaction between:

- HIV-1 structural matrix protein (MA)
- the intracellular mediator protein, calmodulin (CaM)

Binding of HIV-1 MA protein to deuterated calmodulin, modelled from small-angle neutron scattering (SANS) conducted at multiple solvent contrasts.



"Calmodulin binds a highly extended HIV-1 MA Protein that Refolds upon its release"

Taylor et al., 2012. *Biophys. J.*, 103 (3), 541-549.

Types of deuterated molecules produced

Saturated fatty acids, alcohols, bromides, amines, aldehydes, thiols, alkanes	Partial and perdeuterated recombinant proteins
Saturated diacids and bifunctional surface active molecules	Double and triple labelled recombinant proteins
Deuterated silanes	Unsaturated fatty acids (e.g. oleic acid)
Membrane protein detergents (e.g. DDM and OG)	Glyme and glycol ethers
Deuterated surfactants including ionic and non-ionic	Lipids including glycerides; phospholipids (e.g. DOPC and POPC); and selective deuteration of lipids (head deuterated, tail deuterated and fully deuterated)
Aromatics and heterocyclics for MOFs	Deuterated cholesterol and derivatives
Compounds for organic light emitting diodes and solar cells	Electrolytes for batteries
Selective deuteration of small drug molecules including radio-tracers	Sugars
Biopolymers – cellulose, chitosan, chitin, PHAs	DNA

Applications of deuteration

Drug delivery

Thin film nanotech devices

Food-lipid digestion

Energy and gas storage materials

NDF

National Deuteration Facility

Molecular electronics

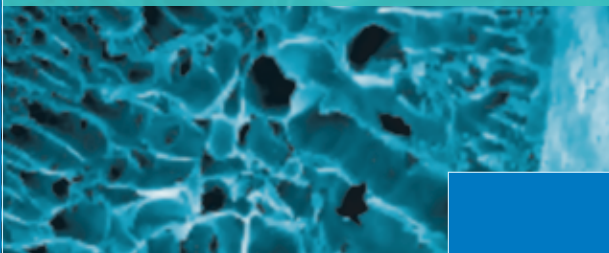
Biopolymers and biotechnology

Mechanistic studies

Structural biology

Activities enabled

New materials and applications



NMR spectroscopy



NDF

National Deuteration Facility

Neutron scattering



Vibrational spectroscopy





Australian Government



Partially funded by

NCRIS

National Research
Infrastructure for Australia

An Australian Government Initiative

Access

Access to the NDF is merit-based through a proposal program via the **ACNS Customer Portal**; however, in some cases, NDF can provide deuterated material with some cost recovery.

For enquiries please contact us on ndf-enquiries@ansto.gov.au

Locations

Lucas Heights | Camperdown | Clayton

www.ansto.gov.au

